REVISION					
ECN	NO.	DESCRIPTION	DATE	BY	APPD.
12015	1	CORRECT W-4 CABLE CALLOUT	9-28-97	AB	RB
13091	2	ADDED WIRING FOR W1-W5	11-26-97	DG	
13183	3	ADDED J3 TO SLAVES	2/16/99	AB	MM
15988	4	ADDED J4 LABEL TO MASTER J4 @ SLAVES WAS J3	3/26/01	GJA	DG

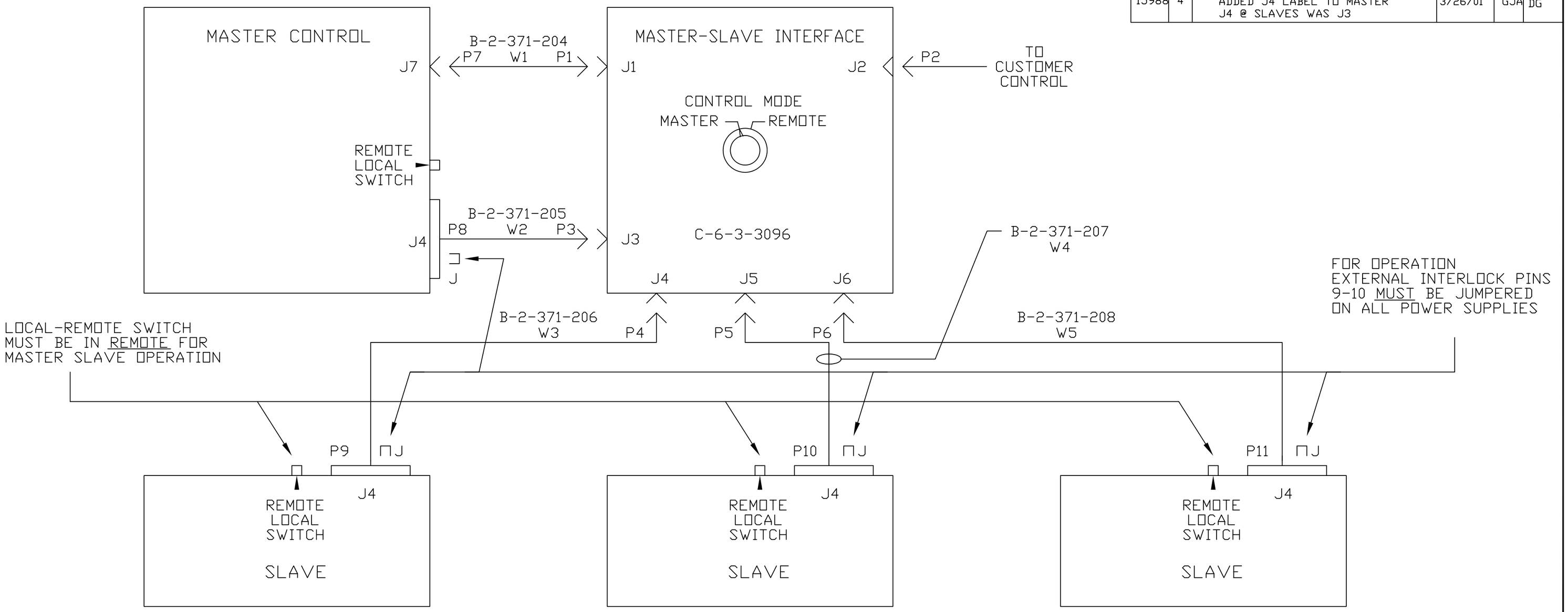

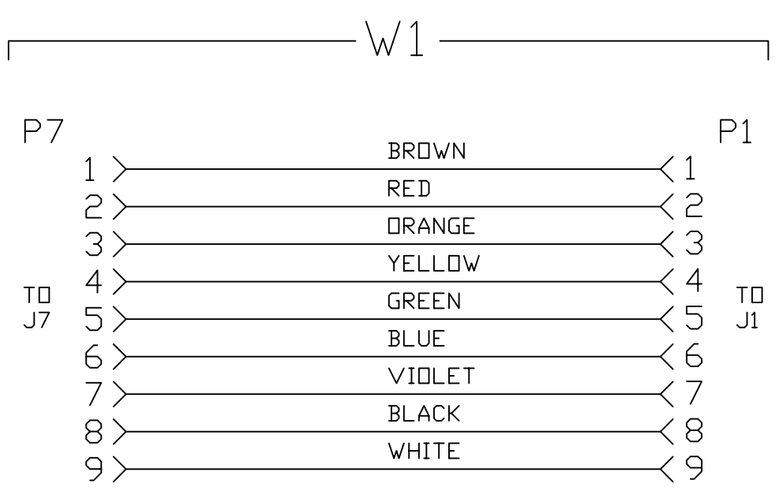

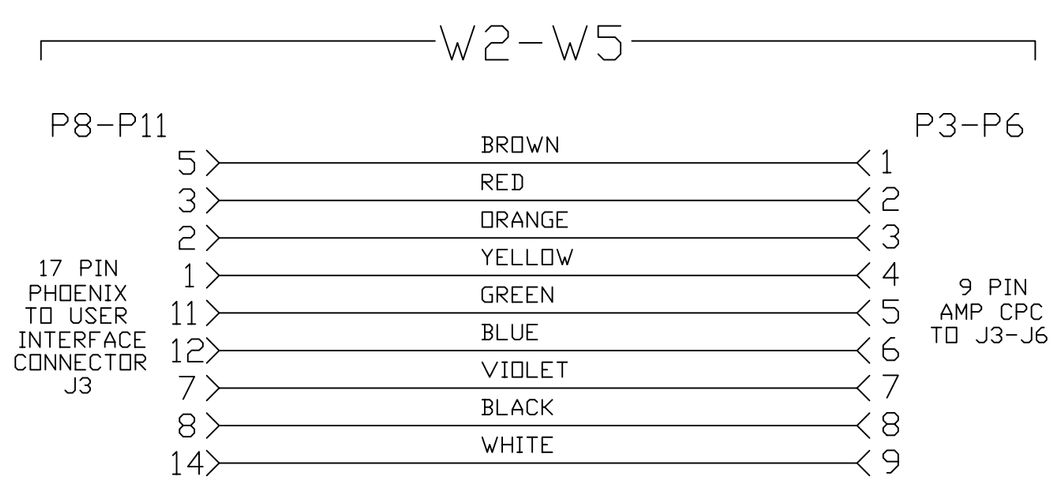

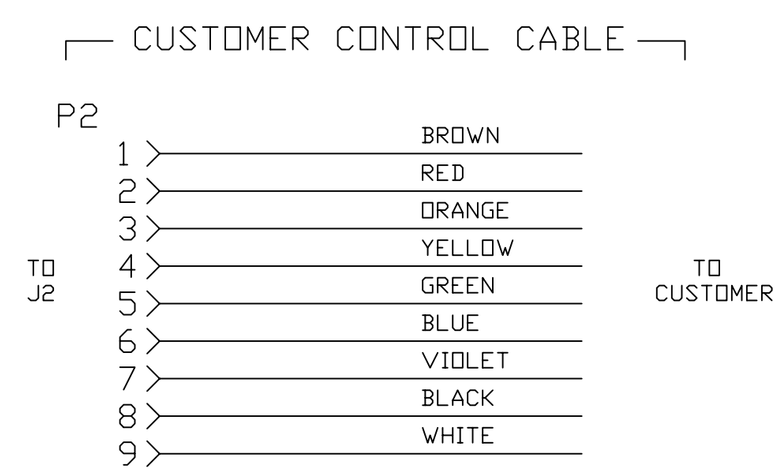

NOTE: WIRE COLORS SHOWN FOR REFERENCE ONLY.

THIS DRAWING IS THE PROPERTY OF THE UNIVERSAL VOLTRONICS CORP. MT. KISCO, N. Y. AND IS LOANED WITHOUT CONSIDERATION OTHER THAN THE BORROWER'S AGREEMENT THAT IT SHALL NOT BE REPRODUCED, COPIED, LOANED, OR DISPOSED OF DIRECTLY OR INDIRECTLY NOR USED FOR ANY PURPOSE OTHER THEN THAT FOR WHICH IT IS SPECIFICALLY FURNISHED.THIS PRINT IS LOANED SUBJECT TO RETURN ON DEMAND.

MATERIAL

FINISH

BRC-5-2000R-3PH-208-JH-M

USED ON

UNLESS OTHERWISE SPECIFIED:
DIMENSIONS ARE IN INCHES

TOLERANCES:
FRACTIONS ±1/32 DECIMALS .XX ±.015 .XXX ±.005 ANGLES ±0.5°

DR.	PJT	DATE	5/19/97
CHK.	DG	DATE	3/28/01
MFG. APPD.	D	DATE	5/19/97
ENG. APPD.	MM	DATE	5/19/97
SCALE	NONE		

UNIVERSAL VOLTRONICS corporation
MOUNT KISCO, NEW YORK 10549, USA

SYSTEM BLOCK DIAGRAM AND INTERCONNECT WIRING

C 6-5-594 REV. 4