THIS DRAWING IS UNPUBLISHED. RELEASED FOR PUBLICATION ,19 .
© COPYRIGHT 19 BY AMP INCORPORATED. ALL RIGHTS RESERVED.

LOC	DIST
AD	39

REVISIONS

P	LTR	DESCRIPTION	DATE	DWN	APVD
	L	REV PER 0010-1331-94	11-94	EB	SS
	M	REV PER 0010-0505-95	4-95	EB	SS
	N	REV PER 0010-0652-96	6-2-96	EB	SS
	P	REV PER 0310-0486-97	02JUN98	BH	BS
	R	REV PER 0621-0069-99	26APR99	BH	DGG
	S	REV PER 0621-0148-99	25MAY99	BH	DLS
	T	REV PER 0621-0151-99	26MAY99	BH	DLS
	U	REV PER 063C-0083-00	21MAR00	BH	DLS

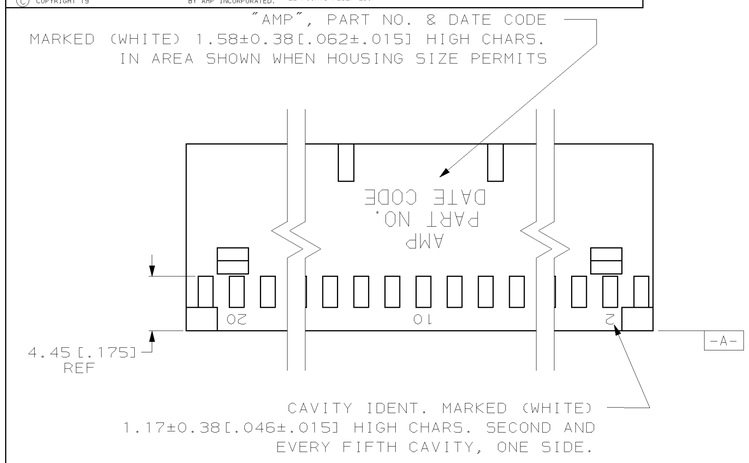

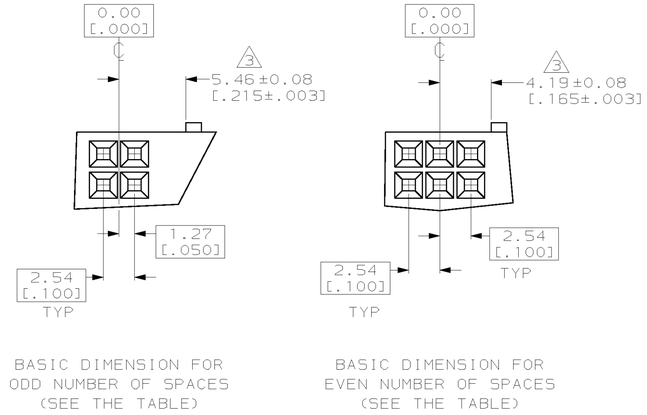

DETAIL Z

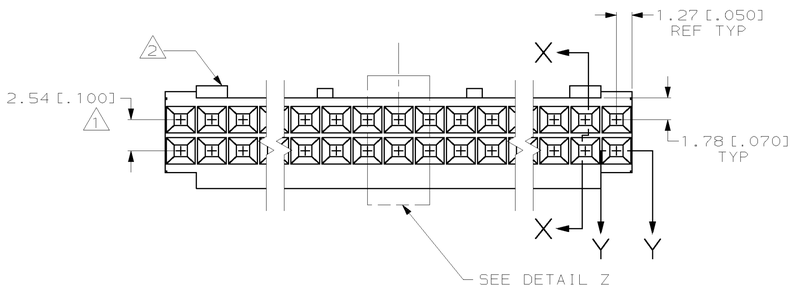

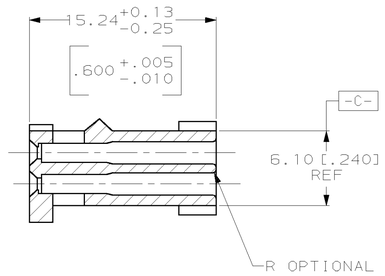

SECTION X-X

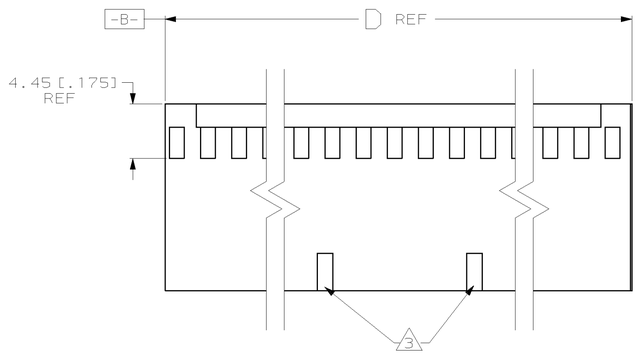

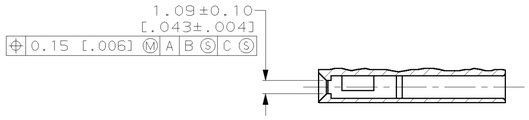

SECTION Y-Y

ROTATED 90° CLOCKWISE

MARKING	NO. OF DETENTS	D	NO. OF SPACES	NO. OF POSN	PART NUMBER
OBSOLETE	ALL	2	81.28 [3.200]	31	64	6-87631-6
	NONE	2	81.28 [3.200]	31	64	6-87631-5
OBSOLETE	ALL	2	73.66 [2.900]	28	58	6-87631-4
	NONE	2	73.66 [2.900]	28	58	6-87631-3
OBSOLETE	–	–	– –	–	–	6-87631-2
	–	–	– –	–	–	6-87631-1
OBSOLETE	ALL	2	60.96 [2.400]	23	48	6-87631-0
	NONE	2	60.96 [2.400]	23	48	5-87631-9
OBSOLETE	ALL	2	88.90 [3.800]	35	72	5-87631-8
	NONE	2	88.90 [3.800]	35	72	5-87631-7
OBSOLETE	ALL	2	88.90 [3.500]	34	70	5-87631-6
	NONE	2	88.90 [3.500]	34	70	5-87631-5
OBSOLETE	ALL	2	83.82 [3.300]	32	66	5-87631-4
	NONE	2	83.82 [3.300]	32	66	5-87631-3
	ALL	2	76.20 [3.000]	29	60	5-87631-2
	NONE	2	76.20 [3.000]	29	60	5-87631-1
OBSOLETE	–	–	– –	–	–	5-87631-0
OBSOLETE	–	–	– –	–	–	4-87631-9
OBSOLETE	–	–	– –	–	–	4-87631-8
OBSOLETE	–	–	– –	–	–	4-87631-7
OBSOLETE	ALL	2	68.58 [2.700]	26	54	4-87631-6
	NONE	2	68.58 [2.700]	26	54	4-87631-5
OBSOLETE	ALL	2	66.04 [2.600]	25	52	4-87631-4
	NONE	2	66.04 [2.600]	25	52	4-87631-3
	ALL	2	63.50 [2.500]	24	50	4-87631-2
	NONE	2	63.50 [2.500]	24	50	4-87631-1
	ALL	2	55.88 [2.200]	21	44	4-87631-0
	NONE	2	55.88 [2.200]	21	44	3-87631-9
OBSOLETE	ALL	2	53.34 [2.100]	20	42	3-87631-8
	NONE	2	53.34 [2.100]	20	42	3-87631-7
	ALL	2	50.80 [2.000]	19	40	3-87631-6
	NONE	2	50.80 [2.000]	19	40	3-87631-5
OBSOLETE	ALL	2	48.26 [1.900]	18	38	3-87631-4
	NONE	2	48.26 [1.900]	18	38	3-87631-3
OBSOLETE	ALL	2	45.72 [1.800]	17	36	3-87631-2
	NONE	2	45.72 [1.800]	17	36	3-87631-1
	ALL	2	43.18 [1.700]	16	34	3-87631-0
	NONE	2	43.18 [1.700]	16	34	2-87631-9
	ALL	2	40.64 [1.600]	15	32	2-87631-8
	NONE	2	40.64 [1.600]	15	32	2-87631-7
	ALL	2	38.10 [1.500]	14	30	2-87631-6
	NONE	2	38.10 [1.500]	14	30	2-87631-5
	ALL	2	35.56 [1.400]	13	28	2-87631-4
	NONE	2	35.56 [1.400]	13	28	2-87631-3
	ALL	2	33.02 [1.300]	12	26	2-87631-2
	NONE	2	33.02 [1.300]	12	26	2-87631-1
	ALL	2	30.48 [1.200]	11	24	2-87631-0
	NONE	2	30.48 [1.200]	11	24	1-87631-9
	ALL	2	27.94 [1.100]	10	22	1-87631-8
	NONE	2	27.94 [1.100]	10	22	1-87631-7
	ALL	2	25.40 [1.000]	9	20	1-87631-6
	NONE	2	25.40 [1.000]	9	20	1-87631-5
	ALL	1	22.86 [.900]	8	18	1-87631-4
	NONE	1	22.86 [.900]	8	18	1-87631-3
	ALL	1	20.32 [.800]	7	16	1-87631-2
	NONE	1	20.32 [.800]	7	16	1-87631-1
	ALL	1	17.78 [.700]	6	14	1-87631-0
	NONE	1	17.78 [.700]	6	14	87631-9
	ALL	1	15.24 [.600]	5	12	87631-8
	NONE	1	15.24 [.600]	5	12	87631-7
	ALL	1	12.70 [.500]	4	10	87631-6
	NONE	1	12.70 [.500]	4	10	87631-5
	ALL	1	10.16 [.400]	3	8	87631-4
	NONE	1	10.16 [.400]	3	8	87631-3
	ALL	1	7.62 [.300]	2	6	87631-2
	NONE	1	7.62 [.300]	2	6	87631-1

2. SEE TABLE FOR NUMBER OF DETENTS. DETENT ON THIS SIDE FOR HOUSINGS WITH ONE DETENT.

3. STRAIN RELIEF LOCATERS WILL APPEAR ON 20 POSITION AND LARGER HOUSINGS.

4. USE EXTRACTION TOOL 91052-1 TO REMOVE RECEPTACLE CONTACTS.

5. THESE HOUSINGS ARE COMPATIBLE WITH ANY MOD II SHROUDED HEADER.

6. HOUSINGS WILL ACCOMMODATE #20-24 AWG WIRE, 1.75[.069] MAX. INSULATION DIA. OR #26-30 AWG WIRE, 1.17[.046] MAX. INSULATION DIA.

7. MATERIAL: FLAME RETARDANT GLASS FILLED NYLON, COLOR: BLACK.

THIS DRAWING IS A CONTROLLED DOCUMENT FOR AMP INCORPORATED. IT IS SUBJECT TO CHANGE AND THE CONTROLLING ENGINEERING ORGANIZATION SHOULD BE CONTACTED FOR THE LATEST REVISION.

DIMENSIONS: mm[INCHES]

TOLERANCES UNLESS OTHERWISE SPECIFIED,
0 PLC ±-
1 PLC ±-
2 PLC ±0.13[.005]
3 PLC ±-
4 PLC ±-
ANGLES ±-
FINISH –

MATERIAL 7

DWN 11-8-94 E. BRANDBERG
CHK 11-8-94 S. SHUEY
APVD 11-8-94 D. DUPLER
PRODUCT SPEC –
APPLICATION SPEC –
WEIGHT –

AMP Incorporated
Harrisburg, PA 17105-3608

NAME
CONNECTOR, MOD IV,
CRIMP SNAP-IN, WITH DETENT

SIZE	CAGE CODE	DRAWING NO
A1	00779	C-87631

CUSTOMER DRAWING

SCALE	SHEET	OF	REV
4:1	1	1	U