Bestückungsplan - contact layout

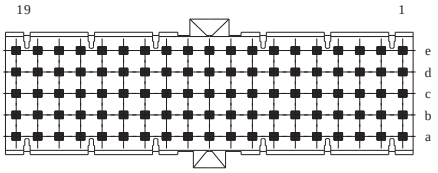

■ = bestückt - assemble

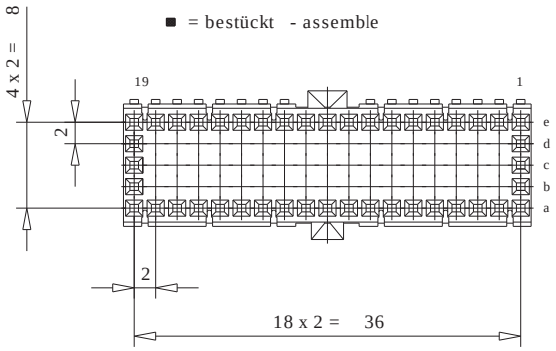

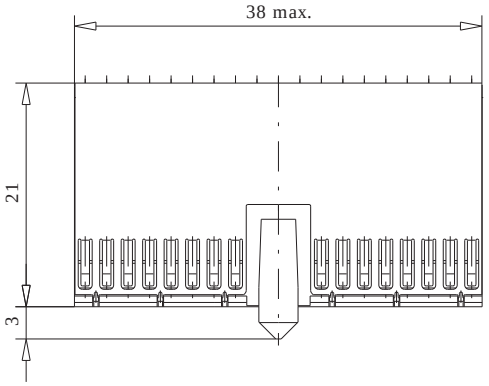

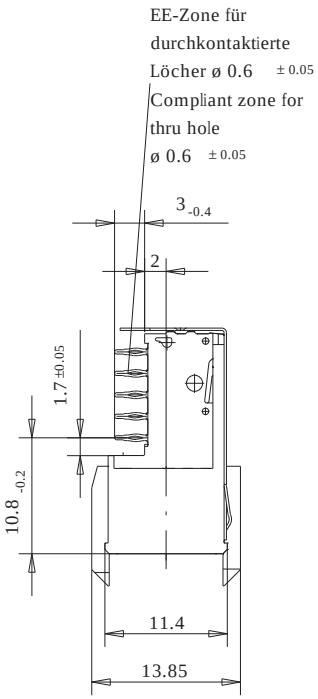

Lochbild für Leiterplatte
(Bestückungsseite)

Board hole pattern
(Component mounting side)

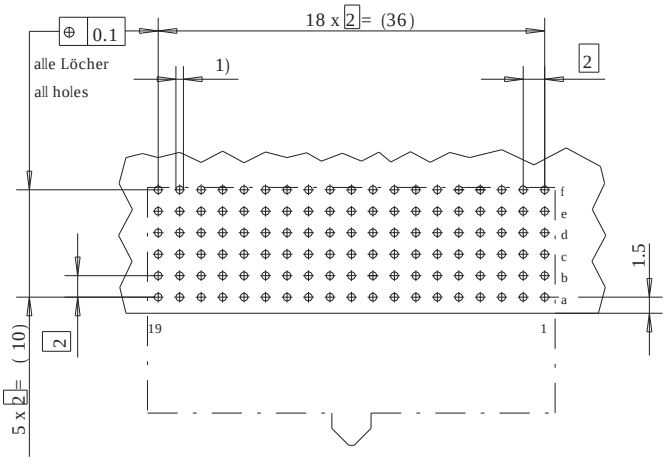

1) ø 0.6 ±0.05 Durchmesser des metallisierten Loches
ø 0.6 ±0.05 Diameter of finished plated-through hole
ø 0.7 ±0.02 Bohrungsdurchmesser des Loches
ø 0.7 ±0.02 Diameter of drilled hole

Schichtaufbau im metallisierten Loch
siehe Zeichnung 114406

Metal plating of plated-through hole
see drawing 114406

Fehlende Masse und Angaben nach IEC 61076-4-101
Missing information and dimensions per IEC 61076-4-101

Bedruckung siehe Zeichnung 401194
Marking see drawing 401194

XXXXXXXX Abschirmblech oben montiert shielding mounted on top	Tolerances	All Dimensions in mm	Scale 2:1 Angaben zu entsprechender Ident-Nr. siehe Fertigungsunterlagen For further information about I.D. number see manufacturing document.
All rights reserved. Only for information. To insure that this is the latest version of this drawing, please contact one of the ERNI companies before using.	Subject to modification without prior notice. Drawing will not be updated.		Designation ERmet Federleiste AB 19 ERmet Female Type AB 19
	ERNI Elektroapparate GmbH D-73099 ADELBERG		134075 I
b / Index	08.07.2003 / Date	V:00034464.SZN	ERMA B

Consider protection memo from DIN 34