

Features

- 3/8 ” Square/ Multiturn / Cermet / Industrial / Sealed
- Five popular terminal styles
- Standoffs
- RoHS compliant* version available

BOURNS®

3299 - 3/8 ” Square Trimpot® Trimming Potentiometer

Electrical Characteristics

Standard Resistance Range
.....10 to 2 megohms
(see standard resistance table)
Resistance Tolerance ..... ±10 % std.
(tighter tolerance available)
Absolute Minimum Resistance
..... 1 % or 2 ohms max.
(whichever is greater)
Contact Resistance Variation
..... 1.0 % or 3 ohms max.
(whichever is greater)
Adjustability
Voltage ..... ±0.01 %
Resistance ..... ±0.05 %
Resolution ..... Infinite
Insulation Resistance ..... 500 vdc.
1,000 megohms min.
Dielectric Strength
Sea Level..... 900 vac
70,000 Feet ..... 350 vac
Effective Travel .....25 turns nom.

Environmental Characteristics

Power Rating (300 volts max.)
70 °C .....0.5 watt
125 °C .....0 watt
Temperature Range ... -55 °C to +125 °C
Temperature Coefficient ... ±100 ppm/°C
Seal Test .....85 °C Fluorinert†
Humidity .....MIL-STD-202 Method 103
96 hours
(2 % ΔTR, 10 Megohms IR)
Vibration ..... 20 G (1 % ΔTR; 1 % ΔVR)
Shock ..... 100 G (1 % ΔTR; 1 % ΔVR)
Load Life
.....1,000 hours 0.5 watt @ 70 °C
(3 % ΔTR; 3 % or 3 ohms,
whichever is greater, CRV)
Rotational Life .....200 cycles
(4 % ΔTR; 3 % or 3 ohms,
whichever is greater, CRV)

Physical Characteristics

Torque.....3.0 oz-in. max.
Mechanical Stops.....Wiper idles
Terminals .....Solderable pins
Weight ..... 0.035 oz.
Marking.....Manufacturer’s trademark, resistance code, wiring diagram, date code, manufacturer’s model number and style
Wiper ..... 50 % (Actual TR) ±10 %
Flammability .....U.L. 94V-0
Standard Packaging.....50 pcs. per tube
Adjustment Tool.....H-90

Product Dimensions

3299P
Common Dimensions

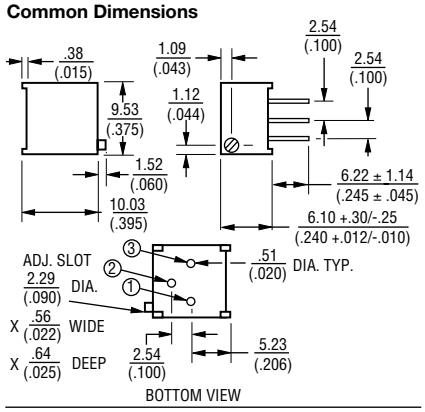

3299W

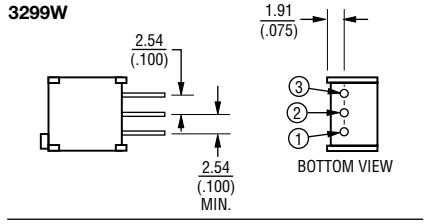

3299X

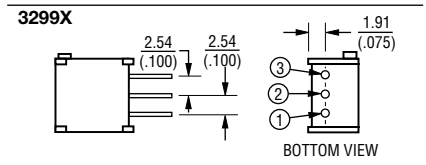

3299Y

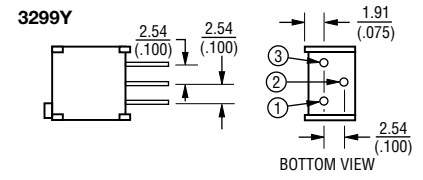

3299Z

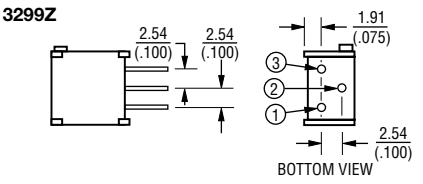

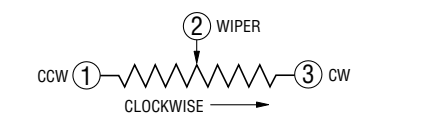

DIMENSIONS: MM (INCHES)

TOLERANCES: ± 0.25 (.010) EXCEPT WHERE NOTED

Standard Resistance Table

Resistance (Ohms)	Resistance Code
10	**100**
20	**200**
50	**500**
100	**101**
200	**201**
500	**501**
1,000	**102**
2,000	**202**
5,000	**502**
10,000	**103**
20,000	**203**
25,000	**253**
50,000	**503**
100,000	**104**
200,000	**204**
250,000	**254**
500,000	**504**
1,000,000	**105**
2,000,000	**205**

Popular distribution resistance values listed in boldface. Special resistances available.

How To Order

3299 W - 1 - 103 LF

Model
Style
Standard or Modified Product Indicator
-1 = Standard Product
Resistance Code
Terminations
LF = 100 % Tin-plated (RoHS compliant)
Blank = 90 % Tin / 10 % Lead-plated (Standard)

Consult factory for other available options.

REV. 03/10

*RoHS Directive 2002/95/EC Jan 27 2003 including Annex.
“Trimpot” is a registered trademark of Bourns, Inc.
†“Fluorinert” is a registered trademark of 3M Co.
Specifications are subject to change without notice.
Customers should verify actual device performance in their specific applications.