DRAWING NO.	ISSUE NO.	
AB5972	0	A2
SHEET 1 OF 1		

CAD

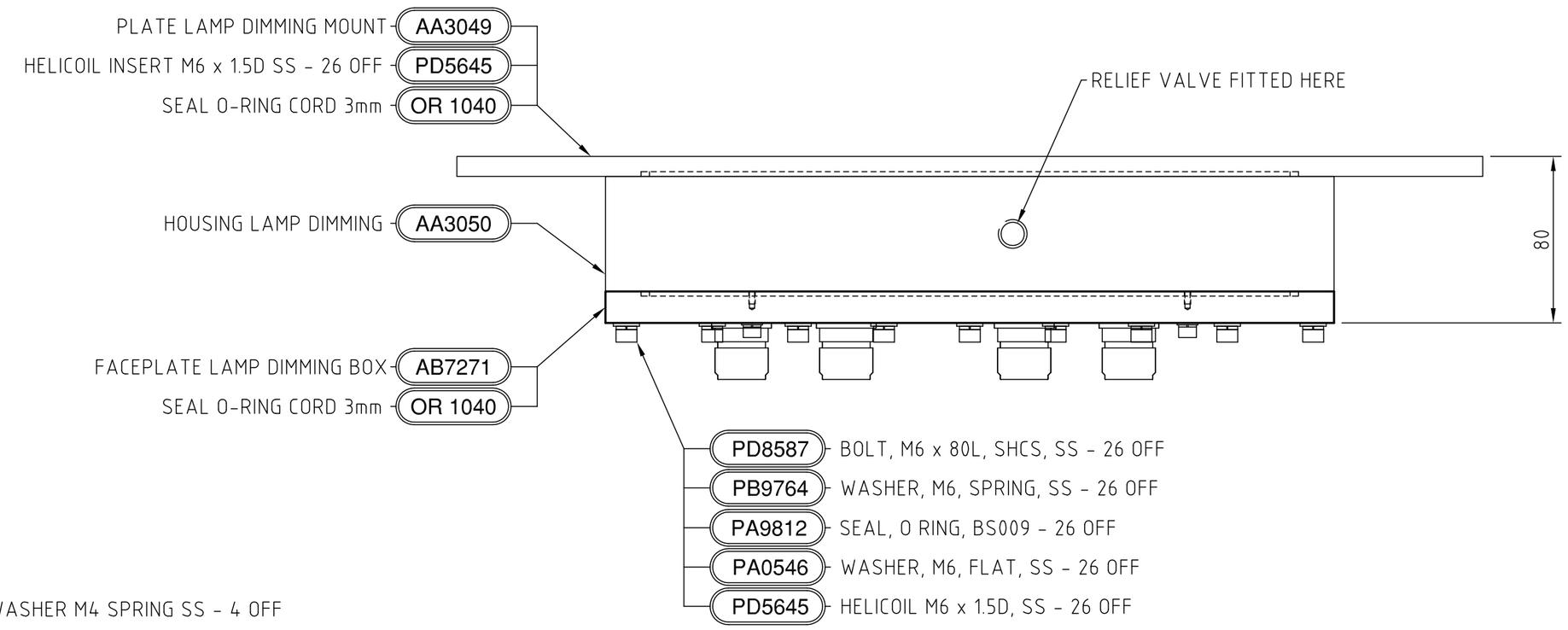

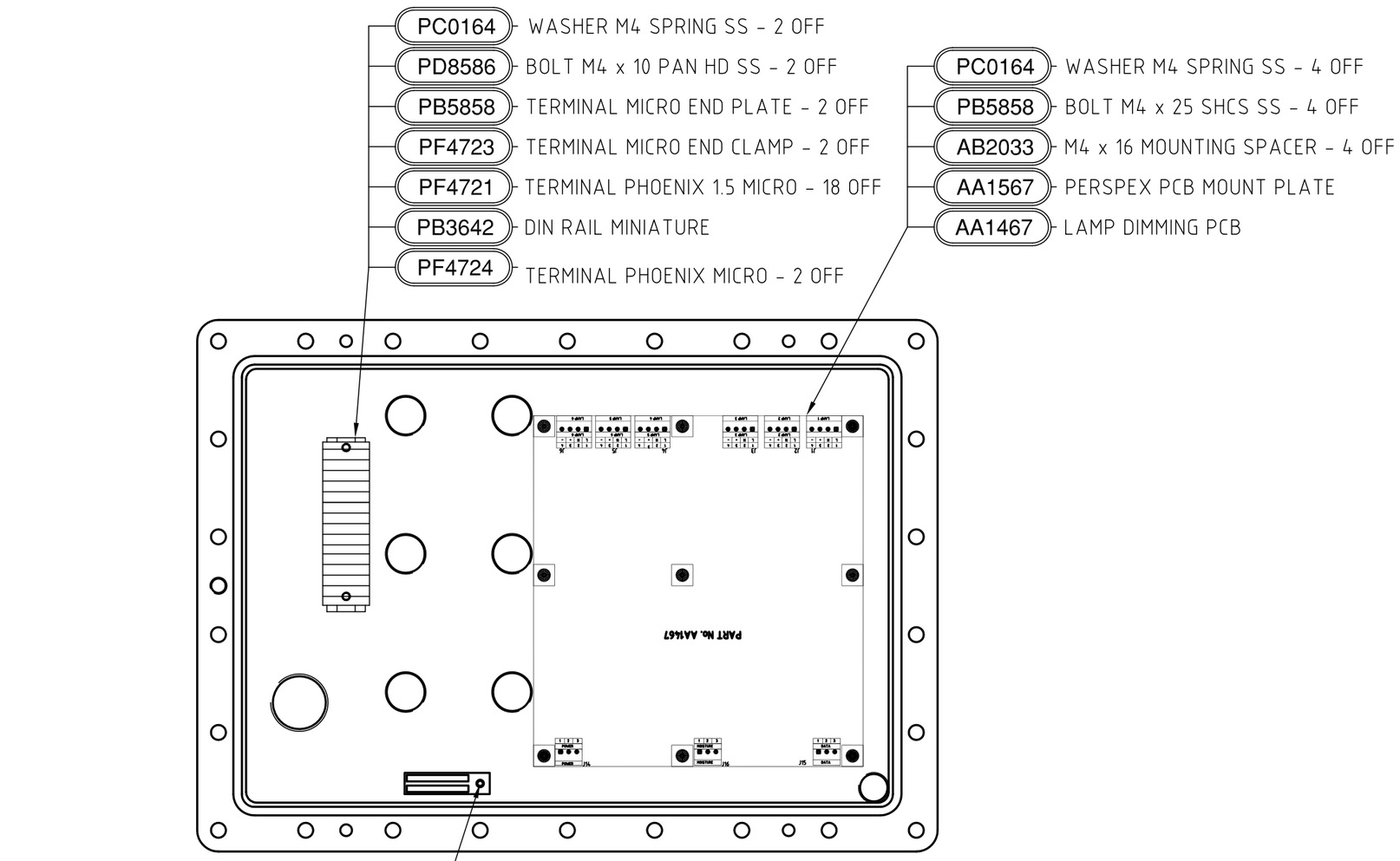

VIEW ON REAR OF FACEPLATE
(HOUSING AND BACKPLATE REMOVED)

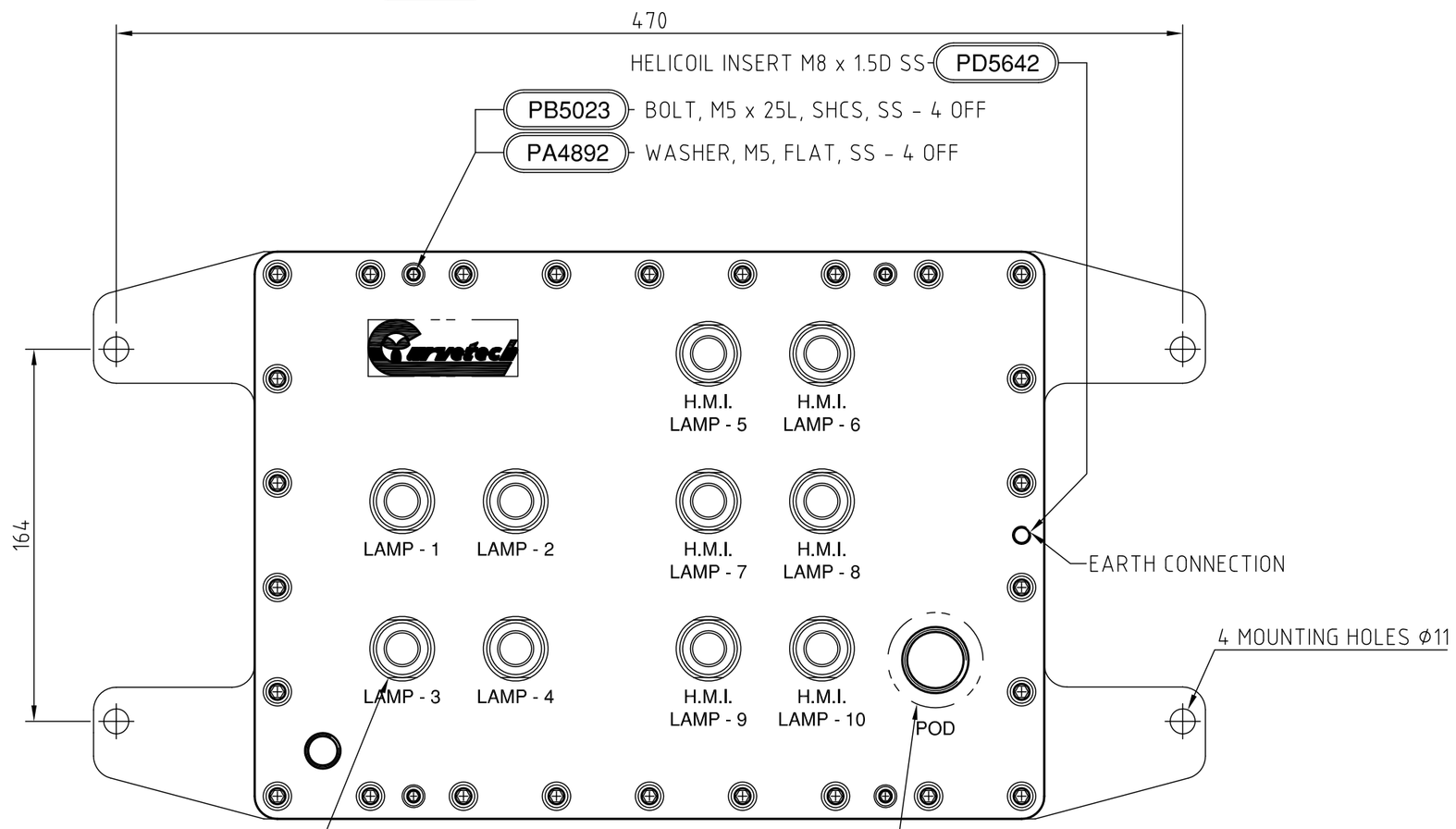

ADAPTOR DORN FITTING SS - 10 OFF AB6665
SEAL O-RING BS019 - 10 OFF PB9936
GLAND CAP DORN - 10 OFF AB7887
GLAND PLUG DORN - 10 OFF AB7888

MMA FITTING - 1-1/16"UNF x JIC SS AA0383
SEAL O-RING BS912 WA3126
INSERT 1-1/16"JIC 90° x 3/4" HOSE SS AB7272
JUBILEE CLIP SIZE 1 SS PF2054
HARNESS LAMP DIMMER AB6313

NO.	DATE	CHANGE	ZONE	DRAWN	CHECK

MATERIAL		DIMENSIONS	SCALE	PROJECTION 3RD	TITLE
SEE NOTES		mm	1 : 2.5		ASSEMBLY LAMP DIMMING BOX
DESIGNED RJG	DRAWN RJG	TOLERANCES UNLESS OTHERWISE STATED			
DATE 27/11/07	CHECKED R.PURDY	DIMENSION mm	UP TO 100	100 TO 300	300 TO 1000	OVER 1000
		FABRICATION	± 1.0	± 1.5	± 2.0	± 3.0
		MACHINED PART	± 0.15	± 0.4	± 0.8	± 1.0

DO NOT SCALE

DRAWING NO. AB5972 | ISSUE NO. 0 | SHEET 1 OF 1

ALL INTELLECTUAL PROPERTY RIGHTS SUBSISTING IN THESE DESIGNS ARE THE PROPERTY OF SOIL MACHINE DYNAMICS LTD. NO COPY IS TO BE MADE WITHOUT THE WRITTEN PERMISSION OF SOIL MACHINE DYNAMICS LTD. ANY PATENT APPLICATIONS, PATENTS AND/OR DESIGN APPLICATIONS, REGISTERED DESIGNS, DESIGN RIGHTS OR COPYRIGHT ARISING FROM OR CONTAINED IN THE DESIGNS ARE THE PROPERTY OF SOIL MACHINE DYNAMICS LTD AND ALL INFORMATION MUST BE HELD IN THE STRICTEST CONFIDENCE.

SMD Hydrovision