THE INFORMATION CONTAINED IN THIS DRAWING IS THE SOLE PROPERTY OF MBARI ANY REPRODUCTION IN PART OR WHOLE WITHOUT THE WRITTEN PERMISSION OF MBARI IS PROHIBITED.

REVISIONS

REV.	DESCRIPTION	DATE	APPROVED
A	INITIAL RELEASE	08/11/15	MRC
B	CHANGED STANDOFF & ROD LENGTHS	08/13/15	MRC

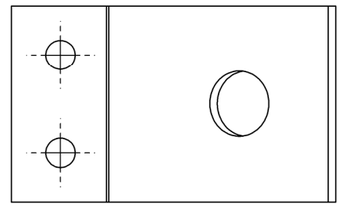

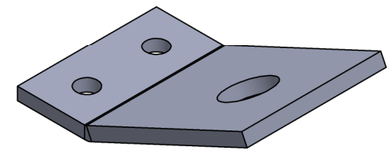

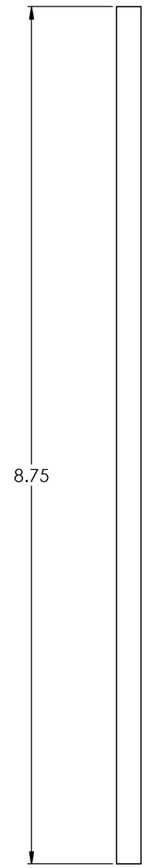

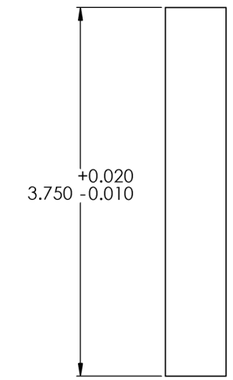

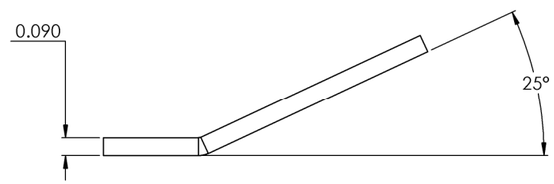

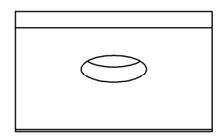

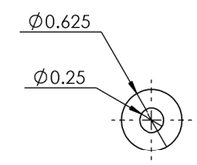

8749K62_3.935
from PVC tube stock
(M.C. PN 8749K62)

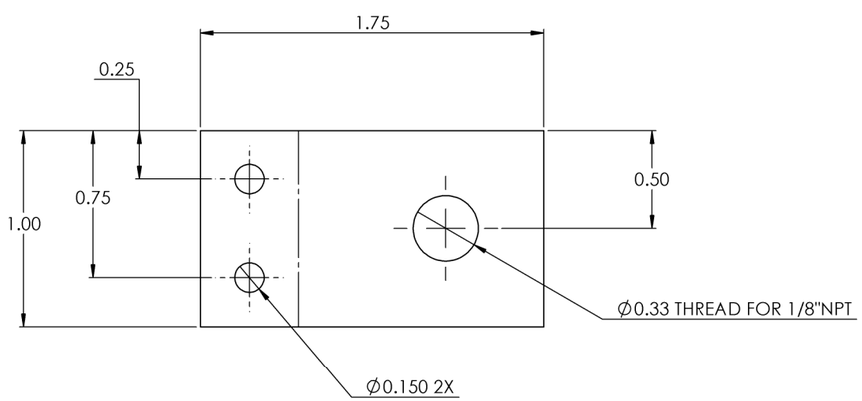

11021186-08-A BATTERY GAUGE MOUNT
MATERIAL: 5052 H-32 0.090 THICK ALUMINUM SHEET

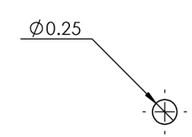

93250A058_0.25-20x9ThreadedRod
from 1/4"-20 Threaded Rod Stock
(M.C. PN 93250A058)

BILL OF MATERIALS

Shop / Q.C.		UNLESS OTHERWISE SPECIFIED TOLERANCES ARE:	APPROVALS	DATE	Monterey Bay Aquarium Research Institute
Inspector		1 PLACE DEC ±.1 / 2 PLACE DEC ±.03 / 3 PLACE DEC ±.010 / ANGLE ±1°	DRAWN MRC	08/11/2015	MBARI 7700 Sandholdt Rd. Moss Landing, CA 95039 PH: (831) 775-1700
Shop Foreman		1. DIMENSIONS ARE IN INCHES. 2. DIMENSION LIMITS HELD AFTER PLATING.	ENGINEER MARK CHAFFEY		
Engineer		3. REMOVE BURRS AND SHARP EDGES .015 MAX. 4. MACHINED FILLET RADII .015-.030.	(831) 775-1708		
NEXT ASSY Description	NEXT ASSY Number	5. MACHINED DIAMETERS ON A COMMON CENTERLINE CONCENTRIC WITHIN .005. 6. PERPENDICULARITY & PARALLELISM OF MACHINED SURFACES .002 PER INCH, MAX .012 INCHES FOR WHOLE SURFACE.	PROJECT No. 901023		CCE BATTERY GAUGE MOUNT + SMALL PARTS
APPLICATION		DO NOT SCALE DRAWING	PROJECT Name CORD. CYN. EXPER.		SIZE C / DWG. NO. 11021186-08-B-DWG / REV. B
			WEIGHT		SCALE / CAD FILE: / SHEET 1 OF 1