Mechanical outline
See pinout on sheet 2

NOTICE OF PROPRIETARY RIGHTS
THIS DOCUMENT CONTAINS PROPRIETARY INFORMATION. IT MAY NOT BE REPRODUCED OR TRANSFERRED TO DOCUMENTS OR DISCLOSED TO OTHERS OR USED FOR MANUFACTURING OR ANYOTHER PURPOSE WITHOUT PRIOR WRITTEN PERMISSION.

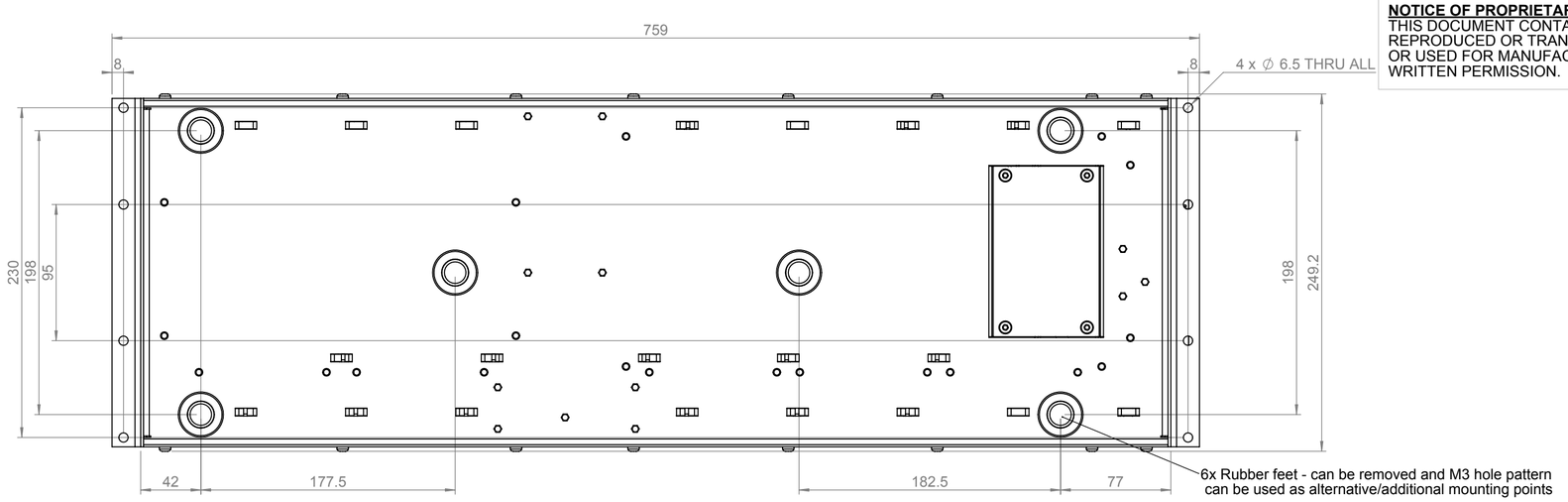

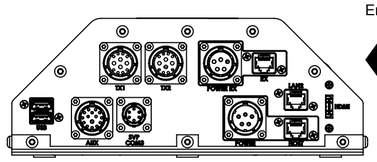

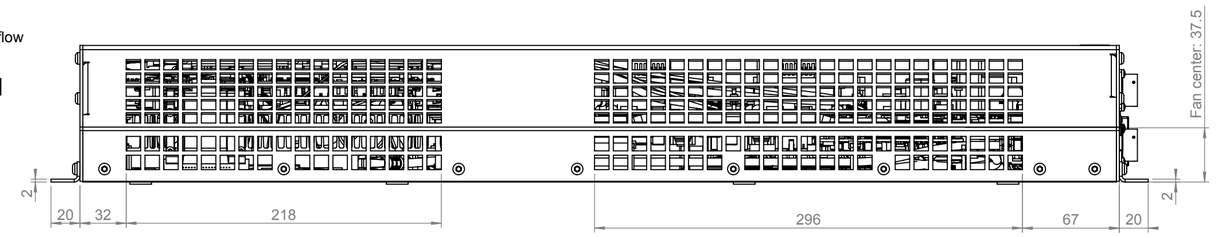

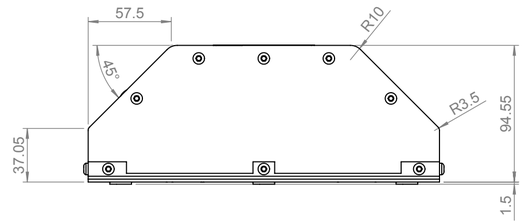

Connector marking	Connector type	Part no. on cable from SSP-EXO to wet end
Power Rx	Amphenol PT02SE-14-5S	1009973
Power	Amphenol PT02SE-14-SP	1010393
TX1 & TX2	Amphenol PT02SE-14-12S	1009965 or 1013663 For ping sequencing configuration
SVP COM3	Amphenol PT02SE-10-6S	1009976
AUX	Amphenol PT02SE-14-15S	1010370

Ensure free airflow through assembly

Ensure free airflow through assembly



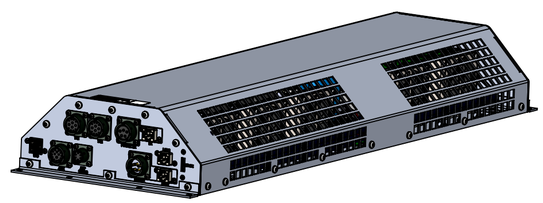

Fan type: DELTA AFC0712DD-TP10

Weight: 8,5kg

Use and Disclosure of Data
E.U. Uncontrolled Technology:
Information contained herein is uncontrolled under the E.U. Regulation (EC) No 428/2009.
However, export, reexport or diversion contrary to law is prohibited.

A2	Scale: 1:2	Material:	
Unless otherwise stated the below applies			
Tol. for linear dim.: **DS/ISO 2768-1f**		Thread tolerances:**(DS/ISO 965-1) 6H/6g**	
Surface roughness: Ra 3.2		Break corners: Internal radii:	
Prepared	Designed	Peer Expert Approval	
/	20-09-2018/NSJ		

Teledyne RESON A/S
Fabriksvangen 13
3550 Slangerup
Denmark
Tel.: +45 4738 0022

Title: SSP-EXO outline

Dwg. no._Rev. no.: 18812_001

Page: 1/2

S:\STANDARD\SWA2_005

Pinout
See mechanical outline
on sheet 1

NOTICE OF PROPRIETARY RIGHTS
THIS DOCUMENT CONTAINS PROPRIETARY INFORMATION. IT MAY NOT BE REPRODUCED OR TRANSFERRED TO DOCUMENTS OR DISCLOSED TO OTHERS OR USED FOR MANUFACTURING OR ANYOTHER PURPOSE WITHOUT PRIOR WRITTEN PERMISSION.

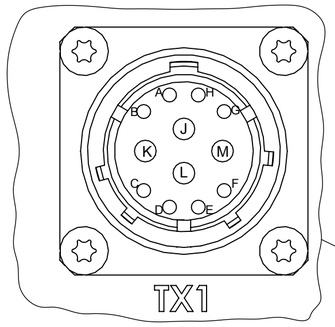

Pin no.	Signal
A	1Wire IO
B	1Wire RTN
C	N/C
D	N/C
E	Shield Pair 1
F	Shield Pair 2
G	N/C
H	N/C
J	PA1+
K	PA1 -
L	PA2+
M	PA2-

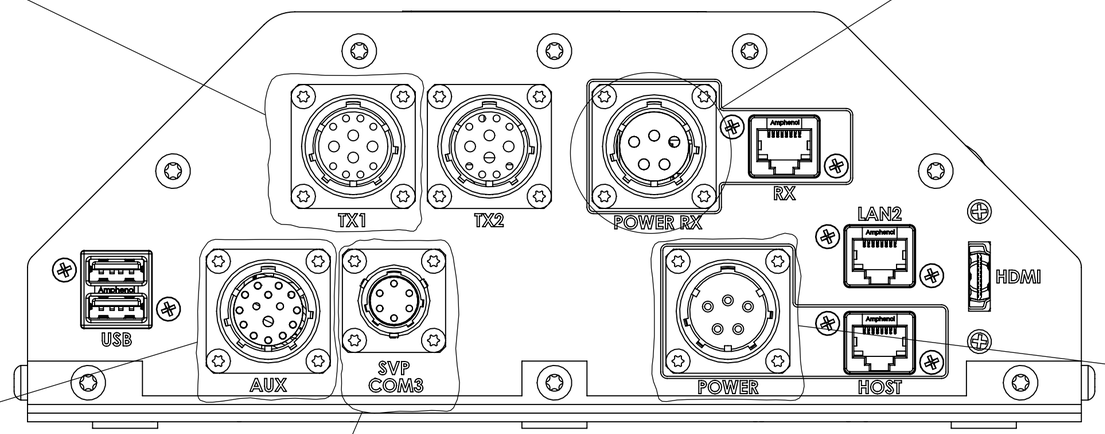

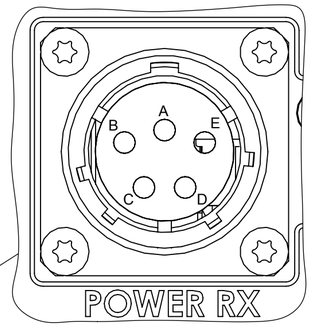

Pin no.	Signal
A	+48V Rtn
B	+48V Rtn
C	Shield
D	+48V
E	+48V

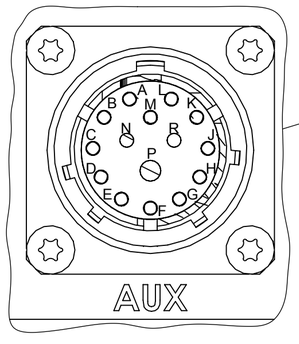

Pin no.	Signal
A	+12V AUX (max 8W)
B	N/C
C	Motion RS232 GND
D	Motion RS232 Rx
E	Time/PPS (I/O) GND
F	Time RS232 Rx
G	+12V AUX Rtn (max 8W)
H	Trig Out
J	Trig In
K	Trig (I/O) Rtn
L	PPS Out
M	PPS In
N	N/C
P	N/C
R	N/C

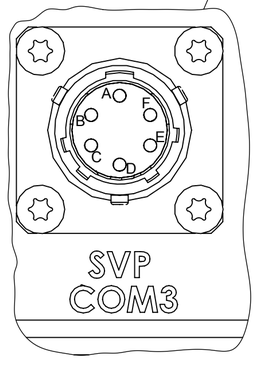

Pin no.	Signal
A	RS232 Gnd/Shield
B	RS232 Rx
C	RS232 Tx
D	+12V
E	N/C
F	12V Rtn

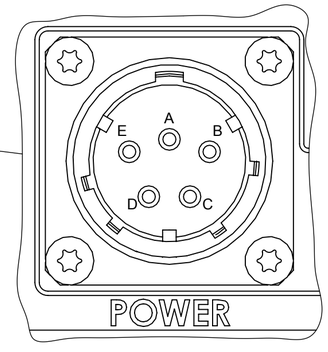

Pin no.	Signal
A	VDC +
B	VDC +
C	Chassis GND
D	Return DC
E	Return DC

Use and Disclosure of Data

E.U. Uncontrolled Technology:
Information contained herein is uncontrolled under the E.U. Regulation (EC) No 428/2009.
However, export, reexport or diversion contrary to law is prohibited.

A2	Scale: 1:1	Material:	Teledyne RESON A/S Fabriksvangen 13 3550 Slangerup Denmark Tel.: +45 4738 0022
Unless otherwise stated the below applies			
Tol. for linear dim.: **DS/ISO 2768-1f**		Thread tolerances:**(DS/ISO 965-1) 6H/6g**	
Surface roughness: Ra 3.2		Break corners: Internal radii:	
Prepared	Designed	Peer Expert Approval	
/	20-09-2018/NSJ		

Title: SSP-EXO outline

Dwg. no._Rev. no.: 18812_001

Page: 2/2

S:\STANDARD\SW\A2_005