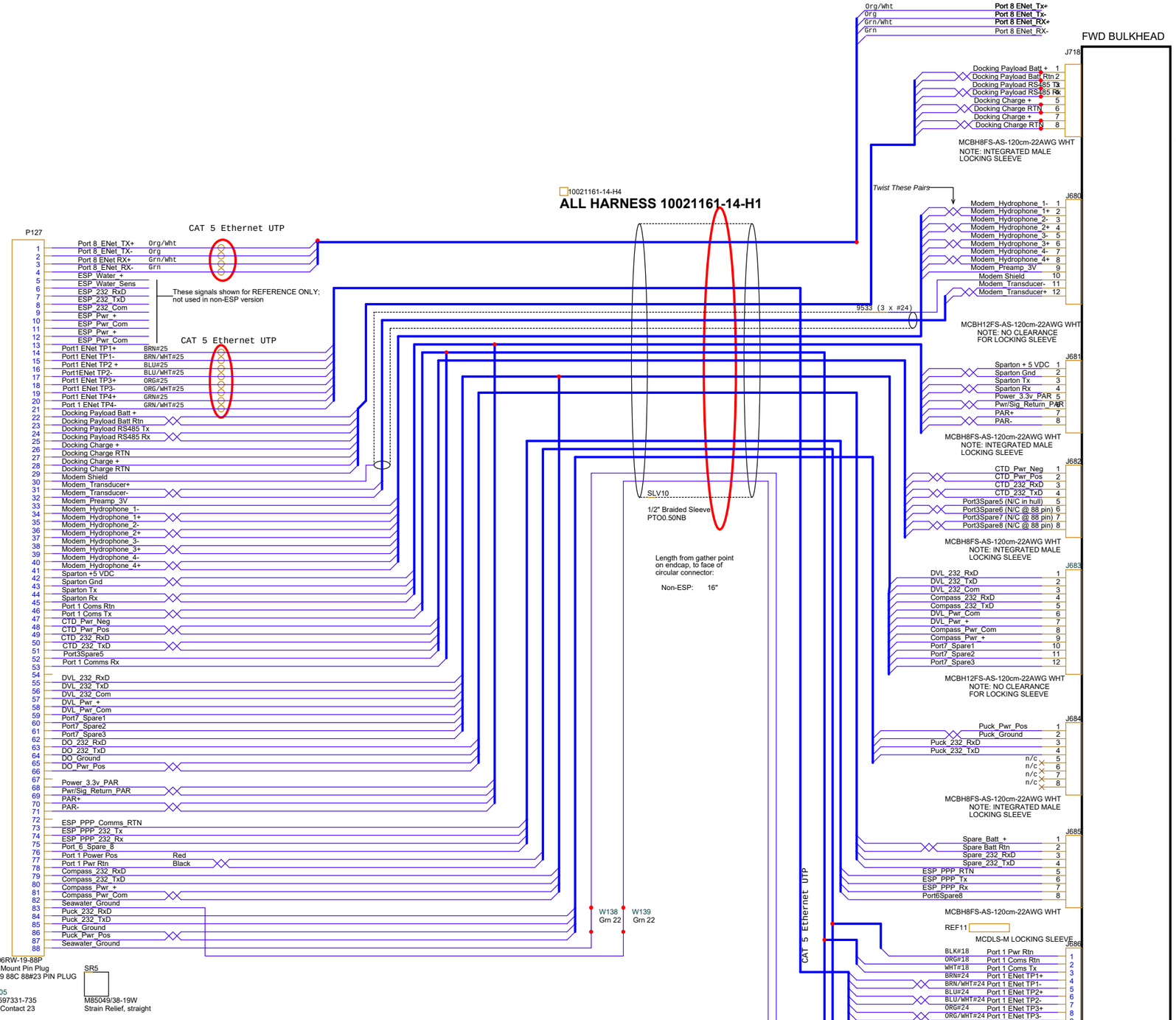

Port #8
Docking
Note: Refer to Payload 8 Configuration Block

Port #4
DAT Modem

Port #5
Compass & PAR

Port #3
Sea-Bird CTD

Port #7
DVL/Altimeter

Port #2
PUCK Chl/OBS

Port #6
Spare 232/Batt-5A

Port #1
Spare-Eth+232+Batt

Wire colors for standard 8 and 12 pin SUBCONN connectors (ref.).

1 Black
2 White
3 Red
4 Green
5 Orange
6 Blue
7 White/Black
8 Red/Black
9 Green/Black
10 Orange/Black
11 Blue/Black
12 Black/White

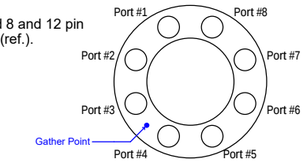

Forward End Cap Wet Cables -- Ref Dwg 10020582
Internal View, from Stern looking Forward

Note: 12 Pin connectors designated MCBH12FS-22AWG-White are required for wire compatibility with J3 (88 pin Pin Plug)

FORWARD BULKHEAD

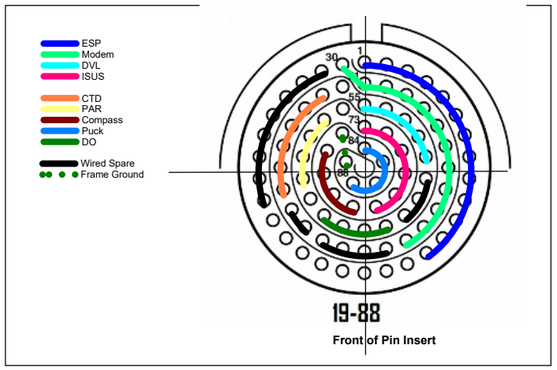

Port 8 Configuration Block

-3	28 March 2024	BWH	Docking with battery charge wires and RS485
-2	3 Nov 2019	BWH	Added Ethernet by moving 5,6,7,8 to ESP Ethernet cable pins 1,2,3,4 on 88 Pin
-1			Initial Release: Payload Port plus 4 spare wires

H	21 April 2021	BWH	Moved Port 4 A-modem Transducer wires 31, 32 into dedicated shield, 30
G	3 Nov 2019	BWH	Moved Port 8 wires 5,6,7,8 to ESP Ethernet cable pins 1,2,3,4 on 88 Pin
F	3 Nov 2019	BWH	Converted Port 1 from NBOSI to GigE+serial+power. Changed 8 wires to Cat6 and moved Port 6 spare 5 and 6 (75,76) for power, Port 3 spare 6,7,8 (46,47,52) for comms
E	4 Oct 2017	MRC	Corrected locking sleeve call-out on bulkhead connectors.
D	2 Jan 2017	BWH	Modified MiVEGAS for Daphne; added Port 1 for NBOSI CTD, Port 8 for Payload Bay/SIPPER
C	13 Jan 2016	ECM	Change Braided Sleeve from 0.25" to 0.5"
B	05 Jan 2016	ECM	Flip endcap layout drawing and add gather point definition, change spiral wrap to braided sleeve
A	12 Nov 2015	ECM	Fork from Dwg 10021158 Rev G 'Makai Foward Endcap Harness'. Change length to 16"

Monterey Bay Aquarium Research Institute
7700 Sandholdt Road
Moss Landing, CA 95039
(831) 775-1700 www.mbari.org

MBARI proprietary information (c) MBARI 2017
(c) MBARI 2015

Title: Fwd Endcap, LRAUV Internal Pressure Vessel Wiring, Pontus		Document Number: 100221161	Rev: H
Size: Custom	Date: Friday, December 19, 2025	Engineer: Mellinger	Sheet 14 of 15
Design File: Q:\DESIGN\DRAWINGS\EE_DRAWINGS\LRAUV\WIRING\SYSTEMWIRING\100221189_LRAUV_BUILD5_SYSTEMWIRING\DRAWINGSET.DSN			
Schematic Name: 10021161 BuildInternalWiring	Page Name: 14H-3 Docking Fwd Endcap	Layout File: <Layout File>	