SIZE	PART NUMBER	SHEET	REV
D	010802	1	A

REVISIONS

REV	ECO#	DESCRIPTION	DATE	ENGINEER
A		EVT RELEASE	27-JAN-2023	

NOTES: (UNLESS OTHERWISE SPECIFIED)

1. INTERPRET DIMENSIONS AND TOLERANCES PER ASME Y14.5M-1994.
2. DIMENSIONS: ALL DIMENSIONS ARE IN MILLIMETERS, BEFORE FINISH.
3. MATERIAL: SHORE 60A EPDM
4. FINISH:
5. REMOVE ALL BURRS AND BREAK SHARP EDGES.
6. THIS DRAWING SHOWS ONLY ENGINEERING CRITICAL TO FUNCTION DIMENSIONS AND DIMENSIONS FOR ONGOING QC INSPECTION (CIRCLED DIMENSIONS). THESE DIMENSIONS ARE TO BE CONTROLLED BY THE DRAWING TOLERANCE BLOCK UNLESS OTHERWISE SPECIFIED.
7. ALL OTHER NON-DIMENSIONED FEATURES ARE TO BE CONTROLLED BY THE CAD DATABASE.
   FILENAME: 010802_LnG_seal_check_valve
   REVISION: A

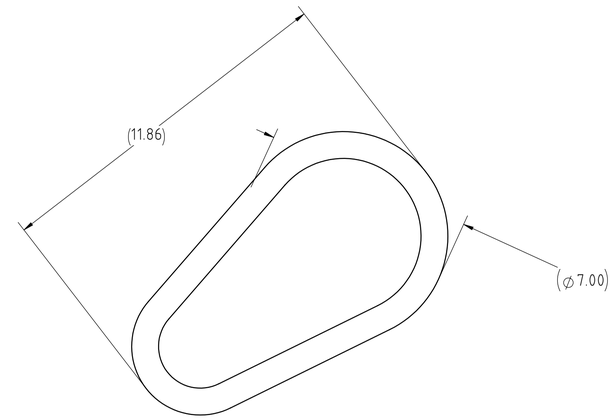

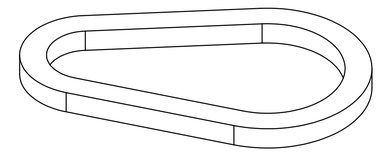

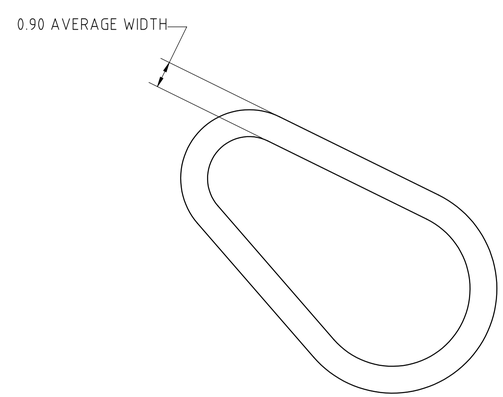

THIRD ANGLE PROJECTION

UNLESS OTHERWISE SPECIFIED	SIGNATURES	DATE	FUNCTION ENGINEERING, INC WWW.FUNCTION.COM
DIMENSIONS ARE IN MILLIMETERS .X ± 0.3 .XX ± 0.13 .XXX ± 0.05 ANGLES ± 0.5° NON-DIMENSIONED FEATURES: ⌓ 0.5	DRAWN CHECKED ENGR		LNG SEAL, CHECK VALVE
MATERIAL: SEE NOTE / FINISH: SEE NOTE	THIS DOCUMENT AND THE TECHNICAL DATA DISCLOSED ARE PROPRIETARY AND SHALL NOT BE DUPLICATED, USED, RELEASED OR DISCLOSED WITHOUT EXPRESS WRITTEN PERMISSION. DO NOT SCALE DRAWING		SIZE: D / DRAWING NUMBER: 010802 / REV: A
CAD FILE: 010802_LnG_seal_check_valve			SCALE: 10:1 / SHEET 1 OF 1