REVISIONS			
REV	DESCRIPTION	DATE	APPROVED



L1: TOP CONDUCTOR - COPPER 2.7 MIL

✱ DIELECTRIC - FR-4 57 MIL

L2: BOTTOM CONDUCTOR - COPPER 2.7 MIL

DESIGN CROSS SECTION CHART
TOTAL THICKNESS 62.4 MIL



ARRAY DRAWING (not to scale)

1: 1X10 PANEL
2: 0.500" BORDER ON ALL 4 SIDES
3: FIDUCIALS TO BE ADDED ON BOTH OUTER LAYERS
QTY:3 0.050" ROUND COPPER FEATURE, 0.150" ROUND SOLDERMASK CLEARANCE.
4: SCORED ARRAY BOARDS PLACED EDGE TO EDGE

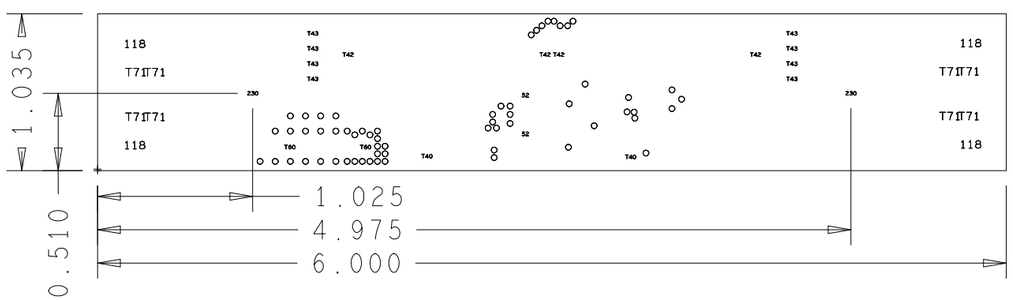

DRILL CHART: TOP to BOTTOM			
ALL UNITS ARE IN MILS			
FIGURE	SIZE	PLATED	QTY
∘	15.0	PLATED	61
T40	40.0	PLATED	2
T42	42.0	PLATED	4
T43	43.0	PLATED	8
52	52.0	PLATED	2
T60	60.0	PLATED	2
T71	71.0	PLATED	8
118	118.0	PLATED	4
230	230.0	PLATED	2

CLASS II FABRICATION NOTES: (UNLESS OTHERWISE SPECIFIED)

1. BOARDS SHALL BE 100% NET LIST TESTED FOR OPENS AND SHORTS PER PROVIDED IPC-D-356 NETLIST.
2. IPC-6012A CLASS II SPECIFICATIONS AND MEET IPC-600 CLASS II ACCEPTABILITY STANDARDS.
3. MATERIAL:
   a. FR4 PER IPC 4101B/24 /26, OR /28.
   b. SIGNAL LAYERS TO BE 2 OZ. COPPER.
   ~~c. PLANE LAYERS TO BE 1 OZ. COPPER.~~
   d. OVERALL THICKNESS TO BE 0.062" +/- 10%
4. LEGEND:
   a. WHITE NON-CONDUCTIVE EPOXY INK BOTH SIDES.
5. SOLDERMASK:
   a. APPLY LIQUID PHOTO-IMAGABLE (LPI) SOLDER MASK OVER BARE COPPER PER IPC-SM-840 CLASS H, COLOR RED, BOTH SIDES.
6. PLATING FINISH:
   a. HOT AIR SOLDER LEVELING (HASL) SN63A SnPb SOLDER.
   ~~b. IMMERSION SILVER IAg.~~
7. PROCESS ALLOWANCES:
   a. MAXIMUM BOW AND TWIST SHALL NOT EXCEED .007" PER INCH
   b. HOLE DIMENSIONS APPLY AFTER PLATING.
   c. ALL HOLES SHALL BE LOCATED WITHIN 0.003" DIAMETER OF TRUE POSITION.
   d. LAYER TO LAYER REGISTRATION SHALL BE WITHIN 0.003".
   e. CONDUCTOR WIDTHS AND SPACING SHALL BE WITHIN +/- 0.002".
   f. REMOVE ALL BURRS AND BREAK SHARP EDGES 0/015" MAX.
   g. CUT OUTSIDE OF 0.001" BOARD OUTLINE.

UNLESS OTHERWISE SPECIFIED	SIGNATURES	DATE	PB: BATTERY STATUS BOARD		
DIMENSIONS ARE IN INCHES TOLERANCES ON: 2 PL DECIMALS +/- 0.02" 3 PL DECIMALS +/- 0.005" ANGLES +/- 1 Degree FRACTIONS +			MONTEREY BAY AQUARIUM RESEARCH INSTITUTE 7700 SANDHOLDT ROAD MOSS LANDING, CA		
	DESIGNED BY: DENIS KLIMOV		SIZE B	RELEASE A	DWG NO 11021167
	LAYOUT BY: JOSE ROSAL		SCALE 1-1		SHEET 1-1